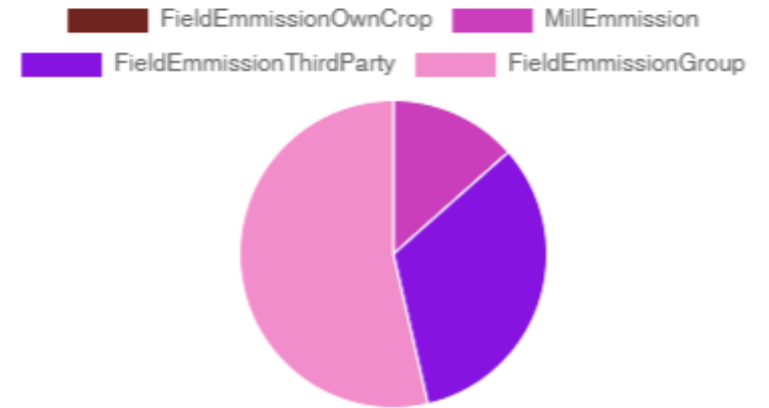


EXTRACTORA SICARARE SAS - 2025 Summary

Summary Emission

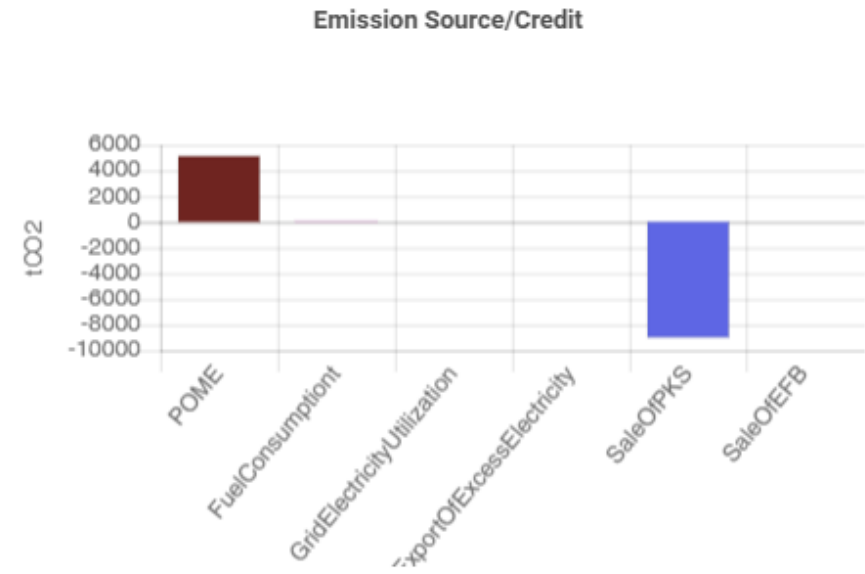
Product	tCOe2 / tProduct	Action
CPO	-0.96	
PK	-0.96	
PKO	-1.04	
PKE	-1.04	

Description	Unit	Value	Action
Oil palm planted on mineral soil	Ha	3173.82	
Oil palm planted area on peat	Ha	0.00	
Total oil palm planted area	Ha	3173.82	
Conservation area (Forested)	Ha	0.00	
Conservation area (Non-Forested)	Ha	911.39	
FFB Production per hectarage	t/ha	36.54	
OER	%	19.43	
KER	%	5.92	



Mill Emissions and Credits

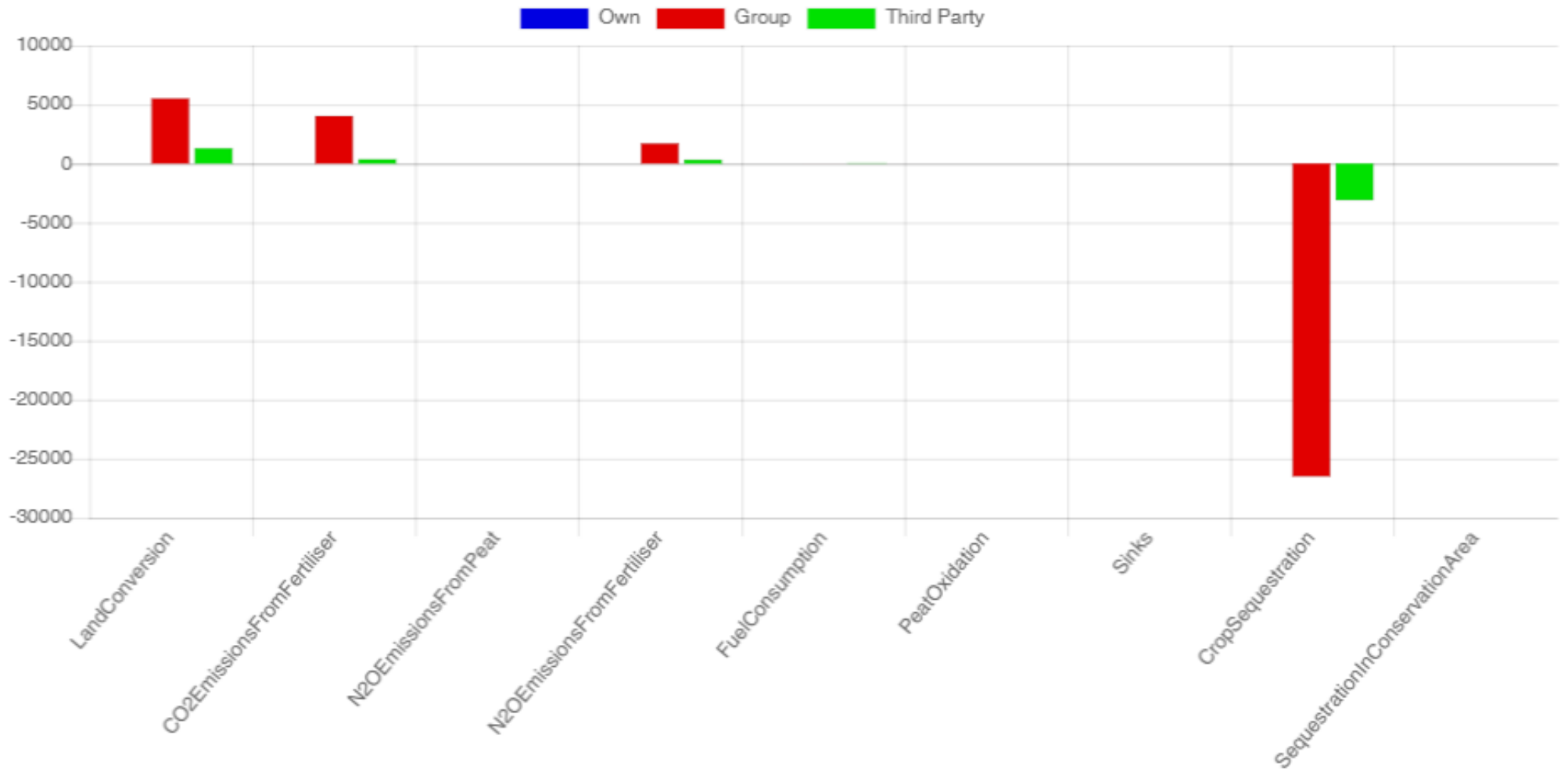
Description	tCO2	tCO2e/t FFB	Action
Emission Sources			
POME	5180.84	0.04	
Fuel Consumption	70.27	0.00	
Grid Electricity Utilisation	0.00	0.00	
Credits			
Export of Excess Electricity to Housing & Grid	0.00	0.00	
Sale of PKS	-9053.00	-0.08	
Sale of EFB	0.00	0.00	
Total	-3801.89	-0.03	



Estate/Plantation field emissions and sinks

	Own			Group			3rd Party			
Description	tCO2e	tCO2e/ha	tCO2e/t FFB	tCO2e	tCO2e/ha	tCO2e/t FFB	tCO2e	tCO2e/ha	tCO2e/t FFB	Total
Emission Source										
Land Conversion	0.00	0.00	0.00	5572.10	1.96	0.08	1349.19	0.03	0.00	6921.29
CO2 Emissions from Fertiliser	0.00	0.00	0.00	4087.86	1.44	0.06	415.25	0.01	0.00	4503.10
N2O Emissions from Peat	0.00	0.00	0.00	0.00	0.00	0.00	0.00	0.00	0.00	0.00
N2O Emissions from Fertiliser	0.00	0.00	0.00	1762.50	0.62	0.03	370.50	0.01	0.01	2133.00
Fuel Consumption	0.00	0.00	0.00	2.31	0.00	0.00	46.39	0.00	0.00	48.70
Peat Oxidation	0.00	0.00	0.00	0.00	0.00	0.00	0.00	0.00	0.00	0.00
Sinks										
Crop Sequestration	0.00	0.00	0.00	-26557.36	-9.36	-0.39	-3155.09	-0.07	0.00	-29712.45
Sequestration in Conservation Area	0.00	0.00	0.00	0.00	0.00	0.00	0.00	0.00	0.00	0.00
Total	0.00	0.00	0.00	-15132.60	-5.33	-0.22	-9292.38	-0.02	0.00	-24424.97

Field Emission and Sinks



Emissions from Palm Kernel Crusher

Emission Source	tCO2e
PK from own mill	-8114.49
PK from other sources	-499.55
Fuel Consumption	0.00
Total Crusher Emissions	-8614.04

